



2012



QBE

asbkr

australian superbike championships

MOTUL



www.ma.org

**Round 5 : Queensland Raceway : June 1 - 3****SUPERBIKE / PROSTOCK****Qualifying 1**

Date: 02/06/12
 Event: Q06
 Weather: Mostly cloudy - Temp: 20.1C
 Track: Dry - Temp: 27.9C

Started at: 11:11:04
 Laps: 30 Min
 Starters: 23
 Printed at: 11:45

PROVISIONAL CLASSIFICATION

Pos	No	Gr	Name	Class	Machine	Fastest Lap	On Lap	Behind Prev	Behind Leader
1	7	A	Robert BUGDEN (QLD) / Team Volvo Group Suzuki	SB	Suzuki GSX-R	1:09.646	16 of 18		
2	12	A	Ben ATTARD (QLD) / Team Suzuki	SB	Suzuki GSX-R	1:09.669	17 of 17	.023	.023
3	47	A	Wayne MAXWELL (NSW) / Team Honda Racing	SB	Honda CBR RR	1:09.905	16 of 19	.236	.259
4	1	A	Glenn ALLERTON (NSW) / Procon Maxima BMW / Akropovic / Zoom Recruitment	SB	BMW S-RR	1:10.051	14 of 16	.146	.405
5	21	A	Joshua WATERS (VIC) / Team Suzuki	SB	Suzuki GSX-R	1:10.095	14 of 14	.044	.449
6	27	A	Jamie STAUFFER (NSW) / Team Honda Racing / Doric / AWS / Motologic	SB	Honda CBR RR	1:10.178	8 of 16	.083	.532
7	23	A	Scott CHARLTON (VIC) / Racers Edge Perform. / Suzuki Aust. / PTR / Vern Graham	SB	Suzuki GSX-R	1:10.602	13 of 13	.424	.956
8	18	A	Ben HENRY (WA) / Cube Racing / Australian Outdoor Living / Weld West	SB	Suzuki GSX-R	1:10.752	15 of 15	.150	1.106
9	38	A	Linden MAGEE (QLD) / Procon Maxima BMW / Motolife	PS	BMW S-RR	1:11.024	9 of 10	.272	1.378
10	24	A	Chas HERN (VIC) / Pope Building Services / High Octane M-cycles	PS	Suzuki GSX-R	1:11.977	6 of 15	.953	2.331
11	82	A	Chris QUINN (NSW) / Coopers Pale Ale / The Channon Tavern / YRD	PS	Yamaha YZF-R1	1:12.094	11 of 11	.117	2.448
12	34	A	Brayden CARR (NSW) / Team City Coast Motorcycles / CBM	PS	BMW S-RR	1:12.227	7 of 7	.133	2.581
13	36	A	Murray CLARK (QLD) / WET4U Race Fairings / Teknik Racing	PS	BMW S-RR	1:12.598	5 of 17	.371	2.952
14	54	B	Chris WACKER (QLD) / QBE Insurance / AIROH Helmets / Five Gloves	PS	BMW S-RR	1:12.717	6 of 18	.119	3.071
15	32	C	Scott YATES (NSW) / City Bikeworx / KT & SA Yates Plumbing	PS	Kawasaki ZX10R	1:12.947	3 of 13	.230	3.301
16	71	B	Phil LOVETT (NSW) / Lovett's Earthmoving / Central Coast Harley / Motul RK Arai	PS	Kawasaki ZX10R	1:12.955	12 of 17	.008	3.309
17	61	B	Matt THORNTON (NSW)	PS	BMW S-RR	1:12.991	5 of 14	.036	3.345
18	75	C	Colin LEWIS (NSW) / CML Racing / WET4U Race Fairings	PS	Kawasaki ZX10R	1:13.100	19 of 20	.109	3.454
19	22	B	Nathan HOUTERMAN (QLD) / Plainland Porters Hotel / Averys Concrete Cutting Serv.	PS	Honda CBR RR	1:13.140	17 of 19	.040	3.494
20	5	A	Ben NICOLSON (VIC) / Ords Motorcycles Kawasaki Racing Ararat	PS	Kawasaki ZX10R	1:13.172	3 of 11	.032	3.526

Scott Laing
 Chief Time Keeper - Scott Laing


Tom Williams
 Clerk of Course - Tom Williams

Computime Race Timing Systems Pty Ltd © 1996-2008

Licensed to Computime Race Timing Systems

www.computime.com.au**COMPUTIME RACE TIMING SYSTEMS PTY LTD**

9 Timber Lane, Glen Waverley, Vic 3150. Ph : 0418 17 13 17

E-mail : scott@computime.com.au



2012



QBE

asbkr
australian superbike championships

MOTUL



Round 5 : Queensland Raceway : June 1 - 3

SUPERBIKE / PROSTOCK

Qualifying 1

Started at: 11:11:04

Laps: 30 Min

Starters: 23

Printed at: 11:45

Date: 02/06/12
Event: Q06
Weather: Mostly cloudy - Temp: 20.1C
Track: Dry - Temp: 27.9C

PROVISIONAL CLASSIFICATION

Pos	No	Gr	Name	Class	Machine	Fastest Lap	On Lap	Behind Prev	Behind Leader
21	88	B	Jesse WACKER (QLD) / QBE Insurance / AIROH Helmets / Five Gloves	PS	BMW S-RR	1:13.611	13 of 15	.439	3.965
22	43	B	Bryce VAN HOOFF (VIC) / Mototrack Accessories / ASR Specialised Suspension	PS	Kawasaki ZX10R	1:13.628	10 of 15	.017	3.982
23	17	D	Sophie LOVETT (NSW) / Central Coast Harley Davidson / Lovett's Earthmoving	PS	KTM RC8	1:18.525	10 of 10	4.897	8.879

Current qualifying record for SBK class - 1:08.647 by Shawn GILES (NSW) on a Suzuki GSXR set on 11/07/08

New qualifying lap record for PS class - Previous: 1:11.201 by Craig COXHELL (VIC) on a BMW S 1000 RR set on 05/06/10

*** Indicative qualifying time - 1:20.092 (Superbike) / 1:21.678 (Pro-stock) ***

The results are provisional until the end of the time limit for protests and appeals.

Chief Time Keeper - Scott Laing

Clerk of Course - Tom Williams



Computime Race Timing Systems Pty Ltd © 1996-2008

Licensed to Computime Race Timing Systems

www.computime.com.au

COMPUTIME RACE TIMING SYSTEMS PTY LTD

9 Timber Lane, Glen Waverley, Vic 3150. Ph : 0418 17 13 17

E-mail : scott@computime.com.au





2012



Round 5 : Queensland Raceway : June 1 - 3

SUPERBIKE / PROSTOCK

Qualifying 1

Date: 02/06/12
 Event: Q06
 Weather: Mostly cloudy - Temp: 20.1C
 Track: Dry - Temp: 27.9C

Started at: 11:11:04
 Laps: 30 Min
 Starters: 23
 Printed at: 11:45

PROVISIONAL LAP TIMES

No	Name	Lap 1	Lap 2	Lap 3	Lap 4	Lap 5	Lap 6	Lap 7	Lap 8	Lap 9	Lap 10
1	Glenn ALLERTON (NSW)	1:23.381	1:11.223	1:10.251	1:10.404	5:32.850	1:35.219	1:11.017	1:10.491	1:10.409	3:04.245
10		1:27.419	1:10.429	1:10.247	<u>1:10.051</u>	1:10.205	1:10.257				
5	Ben NICOLSON (VIC)	1:29.314	1:14.635	<u>1:13.172</u>	3:54.190	1:25.932	2:07.538	1:14.502	1:13.406	1:14.191	5:31.883
10		1:27.925									
7	Robert BUGDEN (QLD)	1:28.451	1:12.510	1:10.994	1:10.712	1:10.486	1:10.461	1:10.379	3:10.398	1:31.838	1:12.130
10		1:10.717	1:10.969	4:17.343	1:35.077	1:10.188	<u>1:09.646</u>	1:09.676	1:10.514		
12	Ben ATTARD (QLD)	1:27.940	1:12.786	1:22.335	1:10.721	2:04.093	1:22.597	1:10.008	3:43.478	1:26.709	1:15.114
10		1:10.628	3:43.009	1:23.347	1:10.358	1:14.837	1:09.957	<u>1:09.669</u>			
17	Sophie LOVETT (NSW)	1:37.223	1:22.261	1:21.451	1:19.531	1:20.604	1:19.986	1:19.606	1:19.676	1:19.085	<u>1:18.525</u>
18	Ben HENRY (WA)	4:38.801	1:26.371	1:13.204	1:12.448	1:16.766	1:12.339	1:11.537	1:10.954	4:29.100	1:28.192
10		1:11.801	1:11.177	1:38.846	1:11.463	<u>1:10.752</u>					
21	Joshua WATERS (VIC)	1:28.877	1:11.495	1:10.646	1:27.721	9:05.867	1:31.078	1:13.181	1:11.323	1:10.499	2:35.896
10		2:03.008	1:12.944	1:10.413	<u>1:10.095</u>						
22	Nathan HOUTERMAN (QLD)	1:40.000	1:23.249	1:18.307	1:16.270	1:15.227	1:15.281	1:48.783	1:32.826	1:14.749	1:37.267
10		1:30.969	1:13.720	2:03.058	1:25.936	1:14.631	1:13.703	<u>1:13.140</u>	2:06.761	1:27.230	
23	Scott CHARLTON (VIC)	1:25.935	1:11.636	1:11.245	4:15.847	1:23.474	1:13.474	1:11.035	1:11.441	1:11.019	3:38.339
10		1:25.860	1:10.994	<u>1:10.602</u>							
24	Chas HERN (VIC)	1:30.994	1:14.707	1:12.788	3:23.384	1:29.961	<u>1:11.977</u>	1:32.538	1:13.102	1:12.252	6:41.090
10		1:31.629	1:12.787	1:12.426	1:20.645	1:12.155					
27	Jamie STAUFFER (NSW)	1:26.190	1:11.933	1:11.214	1:11.163	9:04.357	1:23.735	1:10.781	<u>1:10.178</u>	1:11.304	1:10.762
10		1:10.307	1:10.285	1:10.373	1:53.395	1:22.097	1:10.660				
32	Scott YATES (NSW)	1:28.187	1:45.237	<u>1:12.947</u>	2:55.247	1:23.060	1:15.155	1:13.280	1:13.778	4:06.624	1:29.632
10		1:13.174	1:14.766	1:20.749							
34	Brayden CARR (NSW)	1:49.985	1:23.068	1:13.333	15:34.437	1:45.429	1:13.121	<u>1:12.227</u>			
36	Murray CLARK (QLD)	1:31.945	1:16.942	1:14.762	1:14.013	<u>1:12.598</u>	1:13.181	3:35.970	1:27.508	3:24.228	1:25.164
10		1:13.284	1:13.993	1:13.638	1:12.854	2:37.262	1:27.429	1:13.575			
38	Linden MAGEE (QLD)	1:24.573	1:12.101	1:11.354	1:11.638	15:14.970	1:22.991	1:11.745	1:11.280	<u>1:11.024</u>	1:11.110
43	Bryce VAN HOOF (VIC)	1:35.295	1:15.254	1:13.937	1:13.887	3:12.036	1:35.073	1:13.831	2:25.890	1:31.144	<u>1:13.628</u>
10		2:40.601	1:28.865	1:14.275	1:13.916	3:47.652					
47	Wayne MAXWELL (NSW)	1:27.996	1:12.162	1:11.190	1:10.582	1:10.371	1:12.382	1:10.512	1:11.354	1:10.423	1:10.204
10		1:10.500	3:40.478	1:23.600	1:10.594	1:10.036	<u>1:09.905</u>	3:40.801	1:23.773	1:10.124	
54	Chris WACKER (QLD)	1:39.863	1:18.384	1:16.036	1:15.079	1:13.370	<u>1:12.717</u>	1:13.304	3:17.798	1:35.898	1:17.115
10		1:16.550	1:44.233	1:35.810	1:13.671	1:13.193	1:13.677	1:14.262	1:13.738		
61	Matt THORNTON (NSW)	1:33.524	1:15.768	1:14.700	1:13.071	<u>1:12.991</u>	1:13.233	8:27.282	1:47.320	1:24.897	1:14.048
10		1:13.217	1:14.050	1:14.036	1:13.802						

Scott Laing

Chief Time Keeper - Scott Laing

Tom Williams

Clerk of Course - Tom Williams

Computime Race Timing Systems Pty Ltd © 1996-2008


Licensed to Computime Race Timing Systems

www.computime.com.au

COMPUTIME RACE TIMING SYSTEMS PTY LTD

9 Timber Lane, Glen Waverley, Vic 3150. Ph : 0418 17 13 17

E-mail : scott@computime.com.au





2012



QBE



Round 5 : Queensland Raceway : June 1 - 3

SUPERBIKE / PROSTOCK

Qualifying 1

Started at: 11:11:04

Laps: 30 Min

Starters: 23

Printed at: 11:45

Date: 02/06/12
Event: Q06
Weather: Mostly cloudy - Temp: 20.1C
Track: Dry - Temp: 27.9C

PROVISIONAL LAP TIMES

No	Name	Lap 1	Lap 2	Lap 3	Lap 4	Lap 5	Lap 6	Lap 7	Lap 8	Lap 9	Lap 10
71	Phil LOVETT (NSW)	1:29.942	1:16.663	1:13.887	1:14.373	1:14.224	1:13.860	3:04.560	1:26.859	1:13.381	1:13.170
10		1:13.102	1:12.955	1:33.432	1:13.665	1:13.296	1:13.752	5:35.384			
75	Colin LEWIS (NSW)	1:32.704	1:17.746	1:15.134	1:14.144	1:14.361	1:13.801	1:15.669	1:13.550	1:16.020	1:13.724
10		1:17.534	1:13.738	5:05.315	1:25.436	1:15.212	1:13.645	1:13.283	1:13.355	1:13.100	1:13.986
82	Chris QUINN (NSW)	1:55.214	1:23.780	2:10.673	1:22.894	1:12.663	1:12.327	1:12.345	1:38.335	1:12.116	1:12.270
10		1:12.094									
88	Jesse WACKER (QLD)	1:30.336	4:01.359	1:32.509	1:16.193	1:13.968	1:14.076	1:14.057	7:34.865	1:26.167	1:15.031
10		1:14.050	1:13.700	1:13.611	1:13.928	1:14.144					

*** Indicative qualifying time - 1:20.092 (Superbike) / 1:21.678 (Pro-stock) ***

The results are provisional until the end of the time limit for protests and appeals.

Chief Time Keeper - Scott Laing

Clerk of Course - Tom Williams



Computime Race Timing Systems Pty Ltd © 1996-2008

Licensed to Computime Race Timing Systems

www.computime.com.au

COMPUTIME RACE TIMING SYSTEMS PTY LTD

9 Timber Lane, Glen Waverley, Vic 3150. Ph : 0418 17 13 17

E-mail : scott@computime.com.au





2012



QBE

asbkr
australian superbike championships

MOTUL



QBE

**Round 5 : Queensland Raceway : June 1 - 3****SUPERBIKE / PROSTOCK****Qualifying 1**

Started at: 11:11:04

Laps: 30 Min

Starters: 23

Printed at: 11:45

Date: 02/06/12
Event: Q06
Weather: Mostly cloudy - Temp: 20.1C
Track: Dry - Temp: 27.9C**PROVISIONAL SPLIT TIMES**

Lap	Split 1	Split 2	Split 3	Lap Time	Lap	Split 1	Split 2	Split 3	Lap Time
1 Glenn ALLERTON (NSW) (4th)					32 Scott YATES (NSW) (15th)				
1	34.880	32.163	16.338	1:23.381	1	37.435	33.472	17.280	1:28.187
2	23.858	31.340	16.025	1:11.223	2	24.753	1:03.535	16.949	1:45.237
3	23.299	30.966	15.986	1:10.251	3	24.337	32.074	16.536	1:12.947
4	23.324	30.909	16.171	1:10.404	4	24.286	32.367	1:58.594	2:55.247
5	28.828	5:04.022		5:32.850	5	33.868	32.661	16.531	1:23.060
6	42.305	36.610	16.304	1:35.219	6	24.149	34.469	16.537	1:15.155
7	23.778	31.212	16.027	1:11.017	7	24.221	32.288	16.771	1:13.280
8	23.403	31.092	15.996	1:10.491	8	24.331	32.120	17.327	1:13.778
9	23.355	31.018	16.036	1:10.409	9	26.981	3:39.643		4:06.624
10	27.939	2:36.306		3:04.245	10	38.989	33.083	17.560	1:29.632
11	35.878	35.207	16.334	1:27.419	11	24.186	31.781	17.207	1:13.174
12	23.581	30.943	15.905	1:10.429	12	24.718	32.845	17.203	1:14.766
13	23.498	30.741	16.008	1:10.247	13	24.733	37.266	18.750	1:20.749
14	23.363	30.780	15.908	1:10.051					
15	23.289	30.893	16.023	1:10.205	34 Brayden CARR (NSW) (12th)				
16	23.479	30.756	16.022	1:10.257	1	46.236	36.806	26.943	1:49.985
					2	29.920	36.214	16.934	1:23.068
					3	24.642	32.123	16.568	1:13.333
					4	24.626	32.038	14:37.773	15:34.437
					5	43.990	44.623	16.816	1:45.429
					6	24.451	32.234	16.436	1:13.121
					7	24.125	31.706	16.396	1:12.227
					36 Murray CLARK (QLD) (13th)				
5 Ben NICOLSON (VIC) (20th)					1	37.752	36.067	18.126	1:31.945
1	37.078	35.120	17.116	1:29.314	2	26.169	33.424	17.349	1:16.942
2	25.085	32.841	16.709	1:14.635	3	25.310	32.432	17.020	1:14.762
3	24.621	32.116	16.435	1:13.172	4	24.790	32.361	16.862	1:14.013
4	24.441	32.090	2:57.659	3:54.190	5	24.053	31.930	16.615	1:12.598
5	35.123	34.093	16.716	1:25.932	6	24.240	32.106	16.835	1:13.181
6	1:14.625	35.916	16.997	2:07.538	7	24.072	32.777	2:39.121	3:35.970
7	25.122	32.542	16.838	1:14.502	8	36.195	33.981	17.332	1:27.508
8	24.490	32.144	16.772	1:13.406	9	24.435	32.761	2:27.032	3:24.228
9	24.686	32.614	16.891	1:14.191	10	35.239	32.864	17.061	1:25.164
10	24.866	5:07.017		5:31.883	11	24.155	32.246	16.883	1:13.284
11	36.551	33.981	17.393	1:27.925	12	23.946	32.934	17.113	1:13.993
					13	24.337	32.319	16.982	1:13.638
7 Robert BUGDEN (QLD) (1st)					14	24.040	32.003	16.811	1:12.854
1	36.890	34.581	16.980	1:28.451	15	24.290	2:12.972		2:37.262
2	24.332	31.778	16.400	1:12.510	16	35.912	33.992	17.525	1:27.429
3	23.537	31.280	16.177	1:10.994					
4	23.531	30.857	16.324	1:10.712					
5	23.504	30.754	16.228	1:10.486					
6	23.557	30.739	16.165	1:10.461					
7	23.530	30.691	16.158	1:10.379					
8	27.317	2:43.081		3:10.398					
9	42.260	33.111	16.467	1:31.838					

Scott Laing
 Chief Time Keeper - Scott Laing

Tom Williams
 Clerk of Course - Tom Williams



Computime Race Timing Systems Pty Ltd © 1996-2008

Licensed to Computime Race Timing Systems

www.computime.com.au**COMPUTIME RACE TIMING SYSTEMS PTY LTD**

9 Timber Lane, Glen Waverley, Vic 3150. Ph : 0418 17 13 17

E-mail : scott@computime.com.au



2012



QBE



MOTUL

**Round 5 : Queensland Raceway : June 1 - 3****SUPERBIKE / PROSTOCK****Qualifying 1**

Date: 02/06/12
 Event: Q06
 Weather: Mostly cloudy - Temp: 20.1C
 Track: Dry - Temp: 27.9C

Started at: 11:11:04
 Laps: 30 Min
 Starters: 23
 Printed at: 11:45

PROVISIONAL SPLIT TIMES

Lap	Split 1	Split 2	Split 3	Lap Time	Lap	Split 1	Split 2	Split 3	Lap Time
10	24.058	31.923	16.149	1:12.130	17	24.494	32.288	16.793	1:13.575
11	23.490	31.134	16.093	1:10.717					
12	23.606	31.190	16.173	1:10.969					
13	26.746	3:50.597		4:17.343					
14	43.400	35.018	16.659	1:35.077					
15	23.463	30.765	15.960	1:10.188					
16	23.251	30.505	<u>15.890</u>	<u>1:09.646</u>					
17	<u>23.242</u>	<u>30.444</u>	15.990	1:09.676					
18	23.329	30.708	16.477	1:10.514					
12 Ben ATTARD (QLD) (2nd)					38 Linden MAGEE (QLD) (9th)				
1	35.691	35.217	17.032	1:27.940	1	33.845	33.063	17.665	1:24.573
2	24.128	32.167	16.491	1:12.786	2	23.854	31.783	16.464	1:12.101
3	24.543	39.551	18.241	1:22.335	3	23.666	31.254	16.434	1:11.354
4	23.591	30.944	16.186	1:10.721	4	<u>23.602</u>	31.471	16.565	1:11.638
5	24.168	1:39.925		2:04.093	5	24.061	14:50.909		15:14.970
6	34.186	32.199	16.212	1:22.597	6	34.189	32.342	16.460	1:22.991
7	23.268	30.721	16.019	1:10.008	7	23.884	31.422	16.439	1:11.745
8	23.980	3:19.498		3:43.478	8	23.683	31.243	16.354	1:11.280
9	37.209	32.908	16.592	1:26.709	9	23.704	31.047	<u>16.273</u>	<u>1:11.024</u>
10	24.161	33.490	17.463	1:15.114	10	23.747	<u>30.966</u>	16.397	1:11.110
11	23.470	30.952	16.206	1:10.628	43 Bryce VAN HOOFF (VIC) (22th)				
12	25.847	32.048	2:45.114	3:43.009	1	41.529	35.980	17.786	1:35.295
13	34.010	32.858	16.479	1:23.347	2	25.146	33.159	16.949	1:15.254
14	23.524	30.889	15.945	1:10.358	3	24.673	32.245	17.019	1:13.937
15	25.457	32.985	16.395	1:14.837	4	24.636	32.398	16.853	1:13.887
16	23.254	30.723	15.980	1:09.957	5	<u>24.360</u>	33.449	2:14.227	3:12.036
17	<u>23.192</u>	<u>30.579</u>	<u>15.898</u>	<u>1:09.669</u>	6	45.271	32.856	16.946	1:35.073
17 Sophie LOVETT (NSW) (23th)					7	24.564	32.452	<u>16.815</u>	1:13.831
1	40.697	37.592	18.934	1:37.223	8	24.644	32.664	1:28.582	2:25.890
2	28.660	35.416	18.185	1:22.261	9	41.789	32.266	17.089	1:31.144
3	27.686	35.508	18.257	1:21.451	10	24.802	<u>31.932</u>	16.894	<u>1:13.628</u>
4	26.979	34.851	<u>17.701</u>	1:19.531	11	24.797	2:15.804		2:40.601
5	27.252	35.393	17.959	1:20.604	12	37.786	33.405	17.674	1:28.865
6	26.952	35.167	17.867	1:19.986	13	25.130	32.284	16.861	1:14.275
7	26.728	35.023	17.855	1:19.606	14	24.687	32.276	16.953	1:13.916
8	27.041	34.757	17.878	1:19.676	15	28.712	3:18.940		3:47.652
9	26.425	34.826	17.834	1:19.085	47 Wayne MAXWELL (NSW) (3rd)				
10	<u>26.213</u>	<u>34.380</u>	17.932	<u>1:18.525</u>	1	38.043	33.032	16.921	1:27.996
					2	24.550	31.282	16.330	1:12.162
					3	24.067	31.083	16.040	1:11.190
					4	23.598	30.869	16.115	1:10.582
					5	23.653	30.623	16.095	1:10.371
					6	24.314	31.824	16.244	1:12.382
					7	23.748	30.720	16.044	1:10.512
					8	23.807	31.201	16.346	1:11.354
					9	23.637	30.749	16.037	1:10.423

Chief Time Keeper - Scott Laing

Clerk of Course - Tom Williams

Computime Race Timing Systems Pty Ltd © 1996-2008

Licensed to Computime Race Timing Systems

www.computime.com.au**COMPUTIME RACE TIMING SYSTEMS PTY LTD**

9 Timber Lane, Glen Waverley, Vic 3150. Ph : 0418 17 13 17

E-mail : scott@computime.com.au



2012



QBE

**Round 5 : Queensland Raceway : June 1 - 3****SUPERBIKE / PROSTOCK****Qualifying 1**

Date: 02/06/12
 Event: Q06
 Weather: Mostly cloudy - Temp: 20.1C
 Track: Dry - Temp: 27.9C

Started at: 11:11:04
 Laps: 30 Min
 Starters: 23
 Printed at: 11:45

PROVISIONAL SPLIT TIMES

Lap	Split 1	Split 2	Split 3	Lap Time	Lap	Split 1	Split 2	Split 3	Lap Time
18 Ben HENRY (WA) (8th)					10	23.385	30.702	16.117	1:10.204
1	49.360	3:49.441		4:38.801	11	23.566	30.778	16.156	1:10.500
2	35.593	33.776	17.002	1:26.371	12	27.504	3:12.974		3:40.478
3	24.163	32.395	16.646	1:13.204	13	35.026	32.246	16.328	1:23.600
4	23.988	31.784	16.676	1:12.448	14	23.578	31.022	15.994	1:10.594
5	23.911	34.046	18.809	1:16.766	15	23.395	30.637	16.004	1:10.036
6	24.289	31.549	16.501	1:12.339	16	23.384	30.439	16.082	1:09.905
7	23.634	31.467	16.436	1:11.537	17	24.840	3:15.961		3:40.801
8	23.579	31.243	16.132	1:10.954	18	36.051	31.515	16.207	1:23.773
9	23.689	31.864	3:33.547	4:29.100	19	23.506	30.576	16.042	1:10.124
10	35.443	35.633	17.116	1:28.192	54 Chris WACKER (QLD) (14th)				
11	23.812	31.600	16.389	1:11.801	1	42.108	38.164	19.591	1:39.863
12	23.886	31.044	16.247	1:11.177	2	26.537	34.249	17.598	1:18.384
13	23.616	58.328	16.902	1:38.846	3	25.712	33.195	17.129	1:16.036
14	23.880	31.332	16.251	1:11.463	4	25.193	32.941	16.945	1:15.079
15	23.588	30.993	16.171	1:10.752	5	24.569	32.264	16.537	1:13.370
21 Joshua WATERS (VIC) (5th)					6	24.353	31.900	16.464	1:12.717
1	38.651	33.803	16.423	1:28.877	7	24.554	32.026	16.724	1:13.304
2	23.926	31.439	16.130	1:11.495	8	24.556	2:53.242		3:17.798
3	23.512	31.027	16.107	1:10.646	9	40.565	36.600	18.733	1:35.898
4	30.047	41.556	16.118	1:27.721	10	25.642	33.521	17.952	1:17.115
5	23.420	1:42.581	6:59.866	9:05.867	11	25.217	32.918	18.415	1:16.550
6	37.447	34.978	18.653	1:31.078	12	31.785	1:12.448		1:44.233
7	25.823	31.215	16.143	1:13.181	13	44.708	34.041	17.061	1:35.810
8	23.689	31.183	16.451	1:11.323	14	24.851	32.146	16.674	1:13.671
9	23.535	30.829	16.135	1:10.499	15	24.624	31.909	16.660	1:13.193
10	24.512	2:11.384		2:35.896	16	24.619	32.243	16.815	1:13.677
11	53.851	52.838	16.319	2:03.008	17	24.903	32.573	16.786	1:14.262
12	24.265	32.449	16.230	1:12.944	18	24.410	32.504	16.824	1:13.738
13	23.490	30.965	15.958	1:10.413	61 Matt THORNTON (NSW) (17th)				
14	23.404	30.650	16.041	1:10.095	1	40.053	36.080	17.391	1:33.524
22 Nathan HOUTERMAN (QLD) (19th)					2	25.768	33.045	16.955	1:15.768
1	41.289	39.448	19.263	1:40.000	3	25.014	32.816	16.870	1:14.700
2	27.851	36.989	18.409	1:23.249	4	24.508	32.004	16.559	1:13.071
3	26.082	34.610	17.615	1:18.307	5	24.514	31.978	16.499	1:12.991
4	25.355	33.712	17.203	1:16.270	6	24.704	31.959	16.570	1:13.233
5	25.026	33.136	17.065	1:15.227	7	26.146	8:01.136		8:27.282
6	24.880	33.324	17.077	1:15.281	8	36.340	1:10.980		1:47.320
7	27.395	1:21.388		1:48.783	9	34.709	33.227	16.961	1:24.897

Scott Laing
 Chief Time Keeper - Scott Laing

Tom Williams
 Clerk of Course - Tom Williams

Computime Race Timing Systems Pty Ltd © 1996-2008

Licensed to Computime Race Timing Systems

www.computime.com.au

COMPUTIME RACE TIMING SYSTEMS PTY LTD

9 Timber Lane, Glen Waverley, Vic 3150. Ph : 0418 17 13 17

E-mail : scott@computime.com.au





2012



Round 5 : Queensland Raceway : June 1 - 3

SUPERBIKE / PROSTOCK

Qualifying 1

Date: 02/06/12
Event: Q06
Weather: Mostly cloudy - Temp: 20.1C
Track: Dry - Temp: 27.9C

Started at: 11:11:04
Laps: 30 Min
Starters: 23
Printed at: 11:45

PROVISIONAL SPLIT TIMES

Lap	Split 1	Split 2	Split 3	Lap Time	Lap	Split 1	Split 2	Split 3	Lap Time
8	39.507	36.079	17.240	1:32.826	10	24.818	32.269	16.961	1:14.048
9	24.790	32.910	17.049	1:14.749	11	24.495	32.028	16.694	1:13.217
10	24.668	32.833	39.766	1:37.267	12	24.332	32.703	17.015	1:14.050
11	39.010	34.813	17.146	1:30.969	13	24.874	32.356	16.806	1:14.036
12	24.473	32.450	16.797	1:13.720	14	24.687	32.326	16.789	1:13.802
13	26.761	39.356	56.941	2:03.058					
14	34.983	33.759	17.194	1:25.936					
15	24.576	32.853	17.202	1:14.631	71 Phil LOVETT (NSW) (16th)				
16	24.504	32.449	16.750	1:13.703	1	37.032	35.271	17.639	1:29.942
17	24.487	31.998	16.655	1:13.140	2	25.575	33.745	17.343	1:16.663
18	24.531	33.311	1:08.919	2:06.761	3	24.771	32.295	16.821	1:13.887
19	34.985	34.764	17.481	1:27.230	4	24.594	32.858	16.921	1:14.373
					5	24.509	32.770	16.945	1:14.224
					6	24.574	32.436	16.850	1:13.860
23 Scott CHARLTON (VIC) (7th)					7	24.483	32.176	2:07.901	3:04.560
1	34.171	34.871	16.893	1:25.935	8	36.623	33.320	16.916	1:26.859
2	24.092	31.469	16.075	1:11.636	9	24.597	32.091	16.693	1:13.381
3	23.762	31.380	16.103	1:11.245	10	24.251	32.218	16.701	1:13.170
4	23.651	1:52.268	1:59.928	4:15.847	11	24.290	32.240	16.572	1:13.102
5	33.227	33.170	17.077	1:23.474	12	24.133	31.926	16.896	1:12.955
6	24.037	33.281	16.156	1:13.474	13	24.472	50.566	18.394	1:33.432
7	23.632	31.409	15.994	1:11.035	14	24.893	31.961	16.811	1:13.665
8	23.763	31.532	16.146	1:11.441	15	24.509	31.990	16.797	1:13.296
9	23.836	31.138	16.045	1:11.019	16	24.417	32.370	16.965	1:13.752
10	24.393	3:13.946		3:38.339	17	24.986	5:10.398		5:35.384
11	37.771	31.872	16.217	1:25.860					
12	23.666	31.316	16.012	1:10.994	75 Colin LEWIS (NSW) (18th)				
13	23.630	30.979	15.993	1:10.602	1	38.026	35.725	18.953	1:32.704
					2	25.961	33.495	18.290	1:17.746
24 Chas HERN (VIC) (10th)					3	25.237	32.615	17.282	1:15.134
1	40.140	33.689	17.165	1:30.994	4	24.402	32.474	17.268	1:14.144
2	24.681	33.268	16.758	1:14.707	5	24.545	32.404	17.412	1:14.361
3	24.121	31.971	16.696	1:12.788	6	24.507	32.484	16.810	1:13.801
4	26.884	2:56.500		3:23.384	7	24.744	33.258	17.667	1:15.669
5	40.400	32.940	16.621	1:29.961	8	24.291	32.217	17.042	1:13.550
6	23.969	31.483	16.525	1:11.977	9	24.427	34.386	17.207	1:16.020
7	30.789	38.992	22.757	1:32.538	10	24.767	32.173	16.784	1:13.724
8	24.634	31.898	16.570	1:13.102	11	26.159	34.007	17.368	1:17.534
9	24.454	31.391	16.407	1:12.252	12	24.322	32.585	16.831	1:13.738
10	28.270	6:12.820		6:41.090	13	24.900	35.264	4:05.151	5:05.315
11	41.466	33.242	16.921	1:31.629	14	34.626	33.592	17.218	1:25.436
12	24.508	31.770	16.509	1:12.787	15	25.338	32.839	17.035	1:15.212

Scott Laing

Chief Time Keeper - Scott Laing

Tom Williams

Clerk of Course - Tom Williams

Computime Race Timing Systems Pty Ltd © 1996-2008

Licensed to Computime Race Timing Systems

www.computime.com.au

COMPUTIME RACE TIMING SYSTEMS PTY LTD

9 Timber Lane, Glen Waverley, Vic 3150. Ph : 0418 17 13 17

E-mail : scott@computime.com.au





2012



QBE

asbkr
australian superbike championships



Round 5 : Queensland Raceway : June 1 - 3

SUPERBIKE / PROSTOCK

Qualifying 1

Started at: 11:11:04

Laps: 30 Min

Starters: 23

Printed at: 11:45

Date: 02/06/12
Event: Q06
Weather: Mostly cloudy - Temp: 20.1C
Track: Dry - Temp: 27.9C

PROVISIONAL SPLIT TIMES

Lap	Split 1	Split 2	Split 3	Lap Time	Lap	Split 1	Split 2	Split 3	Lap Time
13	24.247	31.412	16.767	1:12.426	16	24.405	32.315	16.925	1:13.645
14	29.471	34.512	16.662	1:20.645	17	24.371	32.016	16.896	1:13.283
15	24.180	31.487	16.488	1:12.155	18	24.410	32.361	16.584	1:13.355
27 Jamie STAUFFER (NSW) (6th)					19	24.309	32.209	16.582	1:13.100
1	35.883	33.494	16.813	1:26.190	20	24.253	32.872	16.861	1:13.986
2	24.219	31.390	16.324	1:11.933	82 Chris QUINN (NSW) (11th)				
3	23.758	31.239	16.217	1:11.214	1	49.381	45.884	19.949	1:55.214
4	23.855	31.026	16.282	1:11.163	2	27.771	36.183	19.826	1:23.780
5	26.041	8:38.316	16.282	9:04.357	3	25.602	32.779	1:12.292	2:10.673
6	34.438	32.715	16.582	1:23.735	4	34.276	32.129	16.489	1:22.894
7	23.760	30.927	16.094	1:10.781	5	24.481	31.744	16.438	1:12.663
8	23.406	30.630	16.142	1:10.178	6	24.126	31.870	16.331	1:12.327
9	23.493	31.430	16.381	1:11.304	7	24.168	31.756	16.421	1:12.345
10	23.722	30.926	16.114	1:10.762	8	28.778	48.365	21.192	1:38.335
11	23.495	30.719	16.093	1:10.307	9	24.250	31.593	16.273	1:12.116
12	23.481	30.700	16.104	1:10.285	10	24.057	31.707	16.506	1:12.270
13	23.576	30.580	16.217	1:10.373	11	24.110	31.545	16.439	1:12.094
14	23.639	1:29.756	16.217	1:53.395	88 Jesse WACKER (QLD) (21th)				
15	34.612	31.118	16.367	1:22.097	1	38.367	34.404	17.565	1:30.336
16	23.691	30.808	16.161	1:10.660	2	26.025	34.285	3:01.049	4:01.359
					3	39.497	35.361	17.651	1:32.509
					4	25.676	33.458	17.059	1:16.193
					5	24.556	32.693	16.719	1:13.968
					6	24.682	32.636	16.758	1:14.076
					7	24.987	32.149	16.921	1:14.057
					8	24.949	7:09.916		7:34.865
					9	34.860	34.402	16.905	1:26.167
					10	25.073	33.159	16.799	1:15.031
					11	24.850	32.439	16.761	1:14.050
					12	24.580	32.438	16.682	1:13.700
					13	24.577	32.116	16.918	1:13.611
					14	24.599	32.428	16.901	1:13.928
					15	24.814	32.447	16.883	1:14.144

*** Indicative qualifying time - 1:20.092 (Superbike) / 1:21.678 (Pro-stock) ***

The results are provisional until the end of the time limit for protests and appeals.

Scott Laing
Chief Time Keeper - Scott Laing

Tom Williams
Clerk of Course - Tom Williams



Computime Race Timing Systems Pty Ltd © 1996-2008

Licensed to Computime Race Timing Systems

www.computime.com.au

COMPUTIME RACE TIMING SYSTEMS PTY LTD

9 Timber Lane, Glen Waverley, Vic 3150. Ph : 0418 17 13 17

E-mail : scott@computime.com.au





2012



QBE



MOTUL

**Round 5 : Queensland Raceway : June 1 - 3****SUPERBIKE / PROSTOCK****Qualifying 1**

Date: 02/06/12
 Event: Q06
 Weather: Mostly cloudy - Temp: 20.1C
 Track: Dry - Temp: 27.9C

Started at: 11:11:04
 Laps: 30 Min
 Starters: 23
 Printed at: 11:45

PROVISIONAL BEST PARTIAL TIMES

Pos	Name	Split 1		Split 2		Split 3		LAP	Ideal	Fastest
		Time	Name	Time	Name	Time	Name			
1	B. ATTARD	23.192	W. MAXWELL	30.439	R. BUGDEN	15.890	R. BUGDEN	1:09.576	1:09.646	
2	R. BUGDEN	23.242	R. BUGDEN	30.444	B. ATTARD	15.898	B. ATTARD	1:09.669	1:09.669	
3	G. ALLERTON	23.289	B. ATTARD	30.579	G. ALLERTON	15.905	W. MAXWELL	1:09.817	1:09.905	
4	W. MAXWELL	23.384	J. STAUFFER	30.580	J. WATERS	15.958	G. ALLERTON	1:09.935	1:10.051	
5	J. WATERS	23.404	J. WATERS	30.650	S. CHARLTON	15.993	J. WATERS	1:10.012	1:10.095	
6	J. STAUFFER	23.406	G. ALLERTON	30.741	W. MAXWELL	15.994	J. STAUFFER	1:10.079	1:10.178	
7	B. HENRY	23.579	L. MAGEE	30.966	J. STAUFFER	16.093	S. CHARLTON	1:10.602	1:10.602	
8	L. MAGEE	23.602	S. CHARLTON	30.979	B. HENRY	16.132	B. HENRY	1:10.704	1:10.752	
9	S. CHARLTON	23.630	B. HENRY	30.993	L. MAGEE	16.273	L. MAGEE	1:10.841	1:11.024	
10	M. CLARK	23.946	C. HERN	31.391	C. QUINN	16.273	C. HERN	1:11.767	1:11.977	
11	C. HERN	23.969	C. QUINN	31.545	B. CARR	16.396	C. QUINN	1:11.875	1:12.094	
12	C. QUINN	24.057	B. CARR	31.706	C. HERN	16.407	B. CARR	1:12.227	1:12.227	
13	B. CARR	24.125	S. YATES	31.781	B. NICOLSON	16.435	S. YATES	1:12.461	1:12.947	
14	P. LOVETT	24.133	C. WACKER	31.900	C. WACKER	16.464	M. CLARK	1:12.491	1:12.598	
15	S. YATES	24.149	P. LOVETT	31.926	M. THORNTON	16.499	P. LOVETT	1:12.631	1:12.955	
16	C. LEWIS	24.253	M. CLARK	31.930	S. YATES	16.531	C. WACKER	1:12.717	1:12.717	
17	M. THORNTON	24.332	B. VAN HOOF	31.932	P. LOVETT	16.572	M. THORNTON	1:12.790	1:12.991	
18	C. WACKER	24.353	M. THORNTON	31.959	C. LEWIS	16.582	C. LEWIS	1:12.851	1:13.100	
19	B. VAN HOOF	24.360	N. HOUTERMAN	31.998	M. CLARK	16.615	B. NICOLSON	1:12.966	1:13.172	
20	B. NICOLSON	24.441	C. LEWIS	32.016	N. HOUTERMAN	16.655	B. VAN HOOF	1:13.107	1:13.628	
21	N. HOUTERMAN	24.473	B. NICOLSON	32.090	J. WACKER	16.682	N. HOUTERMAN	1:13.126	1:13.140	
22	J. WACKER	24.556	J. WACKER	32.116	B. VAN HOOF	16.815	J. WACKER	1:13.354	1:13.611	
23	S. LOVETT	25.879	S. LOVETT	34.031	S. LOVETT	17.701	S. LOVETT	1:17.611	1:18.525	

*** Indicative qualifying time - 1:20.092 (Superbike) / 1:21.678 (Pro-stock) ***

The results are provisional until the end of the time limit for protests and appeals.

Scott Laing
 Chief Time Keeper - Scott Laing

Tom Williams
 Clerk of Course - Tom Williams

Computime Race Timing Systems Pty Ltd © 1996-2008


Licensed to Computime Race Timing Systems

www.computime.com.au

COMPUTIME RACE TIMING SYSTEMS PTY LTD

9 Timber Lane, Glen Waverley, Vic 3150. Ph : 0418 17 13 17

E-mail : scott@computime.com.au





2012



QBE



Round 5 : Queensland Raceway : June 1 - 3

SUPERBIKE / PROSTOCK

Qualifying 1

Started at: 11:11:04

Laps: 30 Min

Starters: 23

Printed at: 11:45

Date: 02/06/12
Event: Q06
Weather: Mostly cloudy - Temp: 20.1C
Track: Dry - Temp: 27.9C

PROVISIONAL FASTEST LAPS SEQUENCE

Race Time	No	Name	Machine	Fastest Lap	On Lap
1:51.181	7	Robert BUGDEN (QLD)	Suzuki GSX-R	1:28.451	1
3:03.691	7	Robert BUGDEN (QLD)	Suzuki GSX-R	1:12.510	2
4:14.685	7	Robert BUGDEN (QLD)	Suzuki GSX-R	1:10.994	3
5:25.397	7	Robert BUGDEN (QLD)	Suzuki GSX-R	1:10.712	4
5:59.335	21	Joshua WATERS (VIC)	Suzuki GSX-R	1:10.646	3
6:35.883	7	Robert BUGDEN (QLD)	Suzuki GSX-R	1:10.486	5
7:24.633	1	Glenn ALLERTON (NSW)	BMW S-RR	1:10.251	3
11:40.073	12	Ben ATTARD (QLD)	Suzuki GSX-R	1:10.008	7
24:12.576	47	Wayne MAXWELL (NSW)	Honda CBR RR	1:09.905	16
25:25.029	7	Robert BUGDEN (QLD)	Suzuki GSX-R	1:09.646	16

*** Indicative qualifying time - 1:20.092 (Superbike) / 1:21.678 (Pro-stock) ***

The results are provisional until the end of the time limit for protests and appeals.

Chief Time Keeper - Scott Laing

Clerk of Course - Tom Williams



Computime Race Timing Systems Pty Ltd © 1996-2008

Licensed to Computime Race Timing Systems

www.computime.com.au

COMPUTIME RACE TIMING SYSTEMS PTY LTD

9 Timber Lane, Glen Waverley, Vic 3150. Ph : 0418 17 13 17

E-mail : scott@computime.com.au

